

MURATA POWER SOLUTIONS Transformers

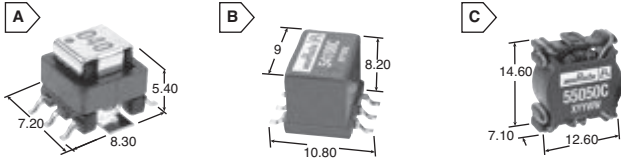
10-15A CURRENT SENSING TRANSFORMERS

Features:

- RoHS Compliant
- 50kHz-500kHz frequency range
- Surface mount
- UL94 V-0 package materials
- J-STD-020C reflow



DIMENSIONS: mm



For quantities of 50 and up, call for quote.

MOUSER STOCK NO.	MPS Part No.	Fig	Turns Ratio	Min. Sec. Ind. (mH)	Max. DC Resistance		Price Each			
					Prim. mΩ	Sec. Ω	1	5	10	25
580-53020C	53020C	A	1:20	0.08	7.0	0.55	1.60	1.51	1.39	1.30
580-53030C	53030C	A	1:30	0.18	7.0	0.85	1.60	1.51	1.39	1.30
580-53040C	53040C	A	1:40	0.32	7.0	1.10	1.60	1.51	1.39	1.30
580-53050C	53050C	A	1:50	0.50	7.0	1.75	1.60	1.51	1.39	1.30
580-53060C	53060C	A	1:60	0.72	7.0	2.20	1.60	1.51	1.39	1.30
580-53070C	53070C	A	1:70	0.98	7.0	4.50	1.60	1.51	1.39	1.30
580-53100C	53100C	A	1:100	2.00	7.0	5.60	1.60	1.51	1.39	1.30
580-53125C	53125C	A	1:125	3.00	7.0	7.50	1.60	1.51	1.39	1.30
580-53150C	53150C	A	1:150	4.50	7.0	17.50	1.60	1.51	1.39	1.30
580-53200C	53200C	A	1:200	8.00	7.0	34.00	1.60	1.51	1.39	1.30
580-54050C	54050C	B	1:150	3.80	7.0	0.50	2.12	2.04	1.89	1.71
580-54100C	54100C	B	1:1:100	14.80	7.0	3.20	2.51	2.38	2.25	2.02
580-54200C	54200C	B	1:1:200	60.00	7.0	6.60	3.05	2.85	2.71	2.54
580-55050C	55050C	C	1:1:50	3.80	2.3	0.35	1.50	1.45	1.40	1.35
580-55100C	55100C	C	1:1:100	14.80	2.3	0.85	1.77	1.72	1.66	1.61
580-55200C	55200C	C	1:1:200	60.00	2.3	3.60	2.14	2.09	2.01	1.96

78250 SERIES CONVERTER TRANSFORMERS

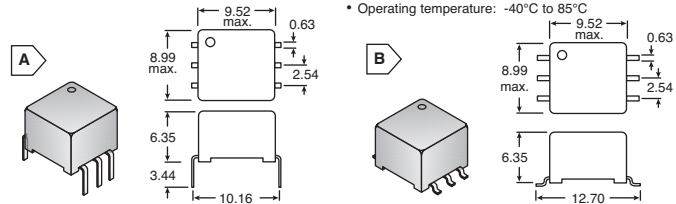
The 78250 Series of converter transformers are specifically designed for use with Maxim chip sets to provide isolated RS232 interfaces. Carefully controlled turns ratios ensure consistent performance whilst a toroidal construction minimizes EMI.

Features:

- RoHS Compliant
- Standard pinout
- Fully encapsulated
- Maxim compatible
- Operating temperature: -40°C to 85°C



DIMENSIONS: mm



◆ Surface Mount Device For quantities of 50 and up, call for quote.

MOUSER STOCK NO.	Fig	Primary Ind. Max. (mH)	Leakage Ind. Max. (μH)	RDC Max. (Ω)	Isolation Voltage	Price Each			
						1	5	10	25
580-78250C	A	2.5	3.0	2	1500	2.66	2.58	2.50	2.46
580-78250MC	B	2.5	3.0	2	1500	2.66	2.58	2.50	2.46
580-78250VC	A	2.5	40	1.8	4000	3.43	3.35	3.24	3.19
580-78250MVC	B	2.5	40	1.8	4000	3.43	3.35	3.24	3.19

78253 SERIES CONVERTER TRANSFORMERS

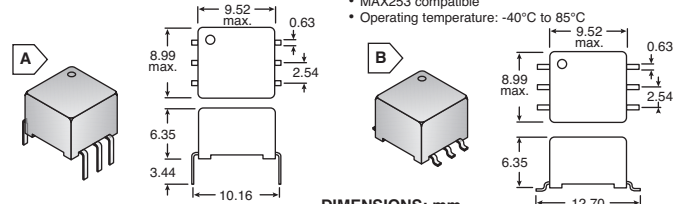
The 78253 Series of converter transformers are designed for use with the MAX253 chip set to provide isolated power supplies. A centre tapped secondary winding allows for full bridge, half bridge or voltage doubling.

Features:

- RoHS Compliant
- Industrial standard pinout
- Fully encapsulated
- MAX253 compatible
- Operating temperature: -40°C to 85°C



DIMENSIONS: mm



◆ Surface Mount Device For quantities of 50 and up, call for quote.

MOUSER STOCK NO.	Fig	Input Voltage	Output Voltage	Output Current (mA max.)	Isolation Voltage	Price Each			
						1	5	10	25
580-7825335C	A	3.3	5.0	100	1500	2.66	2.58	2.50	2.46
580-7825335MC	B	3.3	5.0	100	1500	2.66	2.58	2.50	2.46
580-7825335C	A	5.0	5.0	200	1500	2.66	2.58	2.50	2.46
580-7825335MC	B	5.0	5.0	200	1500	2.66	2.58	2.50	2.46
580-7825335VC	A	3.3	5.0	100	4000	3.43	3.35	3.24	3.19
580-7825335MVC	B	3.3	5.0	100	4000	3.43	3.35	3.24	3.19
580-7825335VC	A	5.0	5.0	200	4000	3.43	3.35	3.24	3.19
580-7825335MVC	B	5.0	5.0	200	4000	3.43	3.35	3.24	3.19

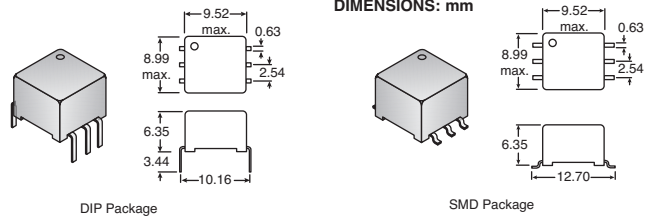
786 SERIES PULSE TRANSFORMERS

Features:

- RoHS Compliant
- Inductance to 10mH
- Toroidal Construction
- Fully encapsulated
- Isolation to 1kVrms



DIMENSIONS: mm



For quantities of 50 and up, call for quote.

MOUSER STOCK NO.	MPS Part No.	Turns Ratio	Prim. Ind. Min. (μH)	Leak. Ind. Max. (μH)	Price Each			
					1	5	10	25
DIP Package								
580-786014C	78601/4C	1:1	100	0.19	1.79	1.57	1.55	1.53
580-786013C	78601/3C	1:1	200	0.20	1.56	1.52	1.47	1.44
580-786012C	78601/2C	1:1	500	0.25	1.56	1.52	1.47	1.44
580-786018C	78601/8C	1:1	1000	0.29	1.79	1.57	1.55	1.53
580-786011C	78601/1C	1:1	2000	0.47	1.56	1.52	1.47	1.44
580-7860116C	78601/16C	1:1	4000	0.47	1.79	1.57	1.55	1.53
580-786019C	78601/9C	1:1	10000	0.86	1.56	1.52	1.47	1.44
580-786024C	78602/4C	1:1:1	100	0.11	1.79	1.57	1.55	1.53
580-786023C	78602/3C	1:1:1	200	0.17	1.79	1.57	1.55	1.53
580-786022C	78602/2C	1:1:1	500	0.27	1.56	1.52	1.47	1.44
580-786028C	78602/8C	1:1:1	1000	0.35	1.79	1.57	1.55	1.53
580-786021C	78602/1C	1:1:1	2000	0.60	1.56	1.52	1.47	1.44
580-7860216C	78602/16C	1:1:1	4000	0.71	1.79	1.57	1.55	1.53
580-786029C	78602/9C	1:1:1	10000	0.71	1.56	1.51	1.47	1.42
580-786044C	78604/4C	2:1	100	0.41	1.56	1.51	1.47	1.42
580-786043C	78604/3C	2:1	200	0.49	1.56	1.51	1.47	1.42
580-7860416C	78604/16C	2:1	4000	1.61	1.79	1.57	1.55	1.53
580-786049C	78604/9C	2:1	10000	1.64	1.56	1.51	1.47	1.42
580-786134C	78613/4C	1CT:1	100	0.30	1.79	1.57	1.55	1.53
580-786138C	78613/8C	1CT:1	1000	1.13	1.79	1.57	1.55	1.53
580-786139C	78613/9C	1CT:1	10000	3.83	1.79	1.57	1.55	1.53
580-786154C	78615/4C	1CT:1CT	100	1.21	1.79	1.57	1.55	1.53
580-786152C	78615/2C	1CT:1CT	500	6.86	1.56	1.52	1.47	1.44
580-786158C	78615/8C	1CT:1CT	1000	11.90	1.79	1.57	1.55	1.53
580-786151C	78615/1C	1CT:1CT	2000	16.00	1.56	1.52	1.47	1.44
580-7861516C	78615/16C	1CT:1CT	4000	37.70	1.56	1.51	1.47	1.42
580-786159C	78615/9C	1CT:1CT	10000	44.50	1.56	1.51	1.47	1.42
SMD Package								
580-786014MC	78601/4MC	1:1	100	0.19	1.79	1.57	1.55	1.53
580-786012MC	78601/2MC	1:1	500	0.25	1.79	1.57	1.55	1.53
580-786018MC	78601/8MC	1:1	1000	0.29	1.79	1.57	1.55	1.53
580-786011MC	78601/1MC	1:1	2000	0.47	1.79	1.57	1.55	1.53
580-7860116MC	78601/16MC	1:1	4000	0.47	1.79	1.57	1.55	1.53
580-786019MC	78601/9MC	1:1	10000	0.86	1.57	1.52	1.48	1.44
580-786021MC	78602/1MC	1:1:1	2000	0.60	1.79	1.57	1.55	1.53
580-7860216MC	78602/16MC	1:1:1	4000	0.71	1.79	1.57	1.55	1.53
580-786029MC	78602/9MC	1:1:1	10000	0.71	1.79	1.57	1.55	1.53
580-786133MC	78613/3MC	1CT:1	200	0.65	1.79	1.57	1.55	1.53
580-786138MC	78613/8MC	1CT:1	1000	1.13	1.79	1.57	1.55	1.53

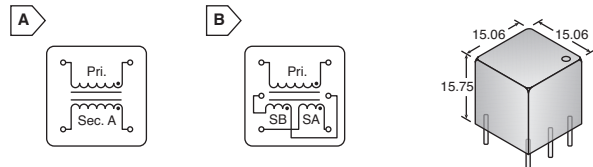
1000 SERIES PULSE TRANSFORMERS

Features:

- RoHS Compliant
- Operating temperature: 0°C to 70°C
- Compact footprint
- 2kVrms Isolation



DIMENSIONS: mm



For quantities of 50 and up, call for quote.

MOUSER STOCK NO.	Fig	Primary Ind. Min. (mH)	RDC Max. (Ω)			Turns Ratio	Price Each			
			Primary	Sec. A	Sec. B		1	5	10	25
580-1001C	A	3	1.2	1.0	---	1:1	4.30	4.29	4.04	3.99
580-1002C	B	3	1.4	1.3	1.7	1:1:1	4.75	4.65	4.47	4.43
580-1003C	B	12	4.0	1.8	2.4	2:1:1	5.63	5.50	5.41	5.35
580-1016C	A	3	1.2	1	---	1:1	4.75	4.65	4.47	4.43
580-1017C	A	0.8	0.4	0.3	---	1:1	4.75	4.65	4.47	4.43