

POTTER & BRUMFIELD Circuit Breakers

W58 SERIES: PUSH-TO-RESET THERMAL CIRCUIT BREAKERS

Features:

- Cannot be manually tripped
- Button extends for visual trip indication

Specifications:

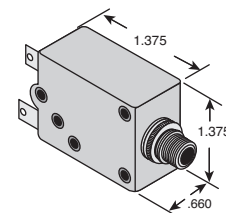
- Max. operating voltage: 50VDC or 250VAC
- Resettable overload capacity: ten times rated current
- Dielectric strength: > 1500 volts RMS



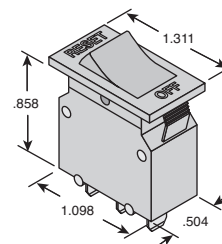
For quantities of 200 and up, call for quote.

MOUSER STOCK NO.	P&B Part No.	Fig.	Current Rating	Maximum Resistance	Price Each			
					1	25	50	100
With .250" QC Terminals Button: white with red rate marking, red trip band								
655-W58-XB1A4A-1	W58-XB1A4A-1	A	1 A	1.35 Ω	5.32	4.94	4.62	4.09
655-W58-XB1A4A-2	W58-XB1A4A-2	A	2 A	320 mΩ	5.42	5.08	4.78	4.53
655-W58-XB1A4A-3	W58-XB1A4A-3	A	3 A	180 mΩ	5.90	5.42	4.99	4.63
655-W58-XB1A4A-4	W58-XB1A4A-4	A	4 A	100 mΩ	6.50	5.73	5.18	4.09
655-W58-XB1A4A-5	W58-XB1A4A-5	A	5 A	26 mΩ	4.81	4.38	4.00	3.30
655-W58-XB1A4A-6	W58-XB1A4A-6	A	6 A	26 mΩ	4.52	4.11	3.72	2.94
655-W58-XB1A4A-7	W58-XB1A4A-7	A	7 A	20 mΩ	3.89	3.64	3.42	2.94
655-W58-XB1A4A-8	W58-XB1A4A-8	A	8 A	20 mΩ	4.06	3.69	3.68	3.12
655-W58-XB1A4A-10	W58-XB1A4A-10	A	10 A	14 mΩ	4.70	4.11	3.50	2.94
655-W58-XB1A4A-12	W58-XB1A4A-12	A	12 A	10 mΩ	4.67	4.11	3.72	2.94
655-W58-XB1A4A-15	W58-XB1A4A-15	A	15 A	10 mΩ	3.97	3.58	3.28	3.11
655-W58-XB1A4A-20	W58-XB1A4A-20	A	20 A	5 mΩ	4.81	4.38	4.00	3.30
655-W58-XB1A4A-25	W58-XB1A4A-25	A	25 A	6 mΩ	4.04	3.68	3.38	2.94
655-W58-XB1A4A-30	W58-XB1A4A-30	A	30 A	4 mΩ	3.59	3.29	3.01	2.85
With 6-32 Screw Terminals Button: white with black rate marking, red trip band								
655-W58-XC4C12A-1	W58-XC4C12A-1	A	1 A	1.35 Ω	5.42	5.09	4.78	4.09
655-W58-XC4C12A-2	W58-XC4C12A-2	A	2 A	320 mΩ	5.91	5.42	5.00	4.09
655-W58-XC4C12A-3	W58-XC4C12A-3	A	3 A	180 mΩ	5.42	5.08	4.78	4.09
655-W58-XC4C12A-5	W58-XC4C12A-5	A	5 A	100 mΩ	4.79	4.39	4.04	3.31
655-W58-XC4C12A-7	W58-XC4C12A-7	A	7 A	26 mΩ	5.10	4.64	4.19	3.31
655-W58-XC4C12A-10	W58-XC4C12A-10	A	10 A	20 mΩ	4.79	4.39	4.06	3.77
655-W58-XC4C12A-15	W58-XC4C12A-15	A	15 A	20 mΩ	4.57	4.16	3.81	3.31
655-W58-XC4C12A-20	W58-XC4C12A-20	A	20 A	14 mΩ	4.54	4.25	3.99	3.77
655-W58-XC4C12A-25	W58-XC4C12A-25	A	25 A	10 mΩ	4.27	3.80	3.51	3.26
655-W58-XC4C12A-30	W58-XC4C12A-30	A	30 A	10 mΩ	4.38	4.11	3.86	3.65

A



B



W51 SERIES: ROCKER ACTUATED THERMAL CIRCUIT BREAKER/POWER SWITCH

Features:

- Provides circuit protection and power switching in single unit.
- Compact, trip-free rocker-actuated design
- Snaps into same cutout as many common power switches

Specifications:

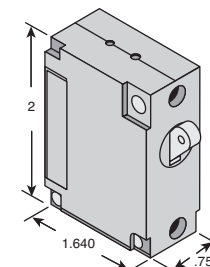
- Max. operating voltage: 50VDC; 125 or 250VAC
- Resettable overload capacity: Ten times rated current
- Dielectric strength: 1500 VAC (60 seconds)
- Reset time: 60 seconds
- Angular button design
- Termination: .250" quick connects.
- Mounting: snaps into panel from front



For quantities of 200 and up, call for quote.

MOUSER STOCK NO.	P&B Part No.	Fig.	Current Rating	Maximum Resistance	Price Each			
					1	25	50	100
125VAC, Illuminated, Black Base, Red Rocker								
655-W51-A121B1-5	W51-A121B1-5	B	5 A	50 mΩ	2.79	2.61	2.47	2.14
655-W51-A121B1-10	W51-A121B1-10	B	10 A	25 mΩ	2.79	2.62	2.41	2.14
655-W51-A121B1-15	W51-A121B1-15	B	15 A	17 mΩ	2.79	2.62	2.41	2.14
655-W51-A121B1-20	W51-A121B1-20	B	20 A	12.5 mΩ	2.79	2.62	2.41	2.24
250VAC, Illuminated, Black Base, Red Rocker								
655-W51-A122B1-5	W51-A122B1-5	B	5 A	50 mΩ	2.65	2.43	2.24	2.09
655-W51-A122B1-10	W51-A122B1-10	B	10 A	25 mΩ	2.79	2.61	2.41	2.24
655-W51-A122B1-15	W51-A122B1-15	B	15 A	17 mΩ	2.66	2.42	2.24	1.97
655-W51-A122B1-20	W51-A122B1-20	B	20 A	12.5 mΩ	2.69	2.42	2.24	1.97
250VAC, Non-Illuminated, Black Base, Black Rocker								
655-W51-A152A1-5	W51-A152A1-5	B	5 A	50 mΩ	2.71	2.51	2.32	2.05
655-W51-A152A1-10	W51-A152A1-10	B	10 A	25 mΩ	2.71	2.57	2.44	2.30
655-W51-A152A1-15	W51-A152A1-15	B	15 A	17 mΩ	2.71	2.49	2.30	2.05
655-W51-A152A1-20	W51-A152A1-20	B	20 A	12.5 mΩ	2.71	2.49	2.30	2.05

C



W6/W9 SERIES: MAGNETIC HYDRAULIC CIRCUIT BREAKERS

Features:

- Designed for international market
- Trip-free operation
- W6-White toggle actuator (one per pole)
- W9-Black toggle actuator (one per pole)
- W6-.250" QC
- W9-Heavy duty #10-32

Specifications:

- All have standard time delay curve (W67-X2Q10-5 has instantaneous time delay curve)
- Circuit function: series trip
- Dielectric strength: 1500 VAC; 1100 VDC
- Insulation resistance: 100 MΩ @ 500 VDC



For quantities of 200 and up, call for quote.

MOUSER STOCK NO.	P&B Part No.	Fig.	Current Rating	Maximum Resistance	No. of Poles	Price Each			
						1	25	50	100
655-W67-X2Q10-5	W67-X2Q10-5	C	5 A	40 mΩ	1	19.63	17.17	15.54	14.27
655-W67-X2Q52-10	W67-X2Q52-10	C	10 A	13 mΩ	1	18.65	16.32	15.54	14.27
655-W67-X2Q12-15	W67-X2Q12-15	C	15 A	10 mΩ	1	17.47	15.17	14.54	13.84
655-W68-X2Q12-10	W68-X2Q12-10	C	10 A	13 mΩ	2	37.47	32.96	31.83	30.92
655-W68-X2Q12-15	W68-X2Q12-15	C	15 A	10 mΩ	2	36.60	33.53	32.66	31.29
655-W68-X2Q12-20	W68-X2Q12-20	C	20 A	4 mΩ	2	39.51	33.44	31.83	30.89
655-W69-X2Q12-10	W69-X2Q12-10	C	10 A	13 mΩ	3	58.59	53.68	49.00	43.87
655-W91-X112-10	W91-X112-10	D	10 A	13 mΩ	1	19.51	18.54	17.29	13.65
655-W91-X112-20	W91-X112-20	D	20 A	4 mΩ	1	21.36	18.73	17.29	13.65
655-W92-X112-1	W92-X112-1	D	1 A	1.2 Ω	2	43.34	40.48	37.95	31.64
655-W92-X112-15	W92-X112-15	D	15 A	10 mΩ	2	41.79	36.21	33.95	31.94
655-W92-X112-20	W92-X112-20	D	20 A	4 mΩ	2	37.47	32.92	31.82	30.90
655-W92-X112-30	W92-X112-30	D	30 A	2.7 mΩ	2	37.48	32.93	31.04	30.90
655-W92-X112-50	W92-X112-50	D	50 A	1.5 mΩ	2	43.46	36.21	33.43	31.63
655-W93-X112-50	W93-X112-50	D	50 A	1.5 mΩ	3	68.99	60.63	58.61	56.85

D

